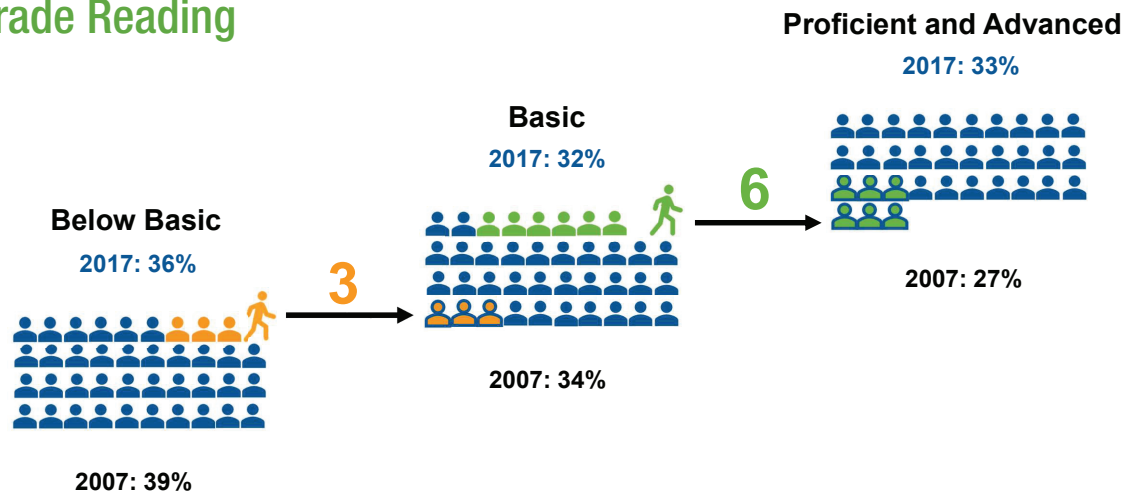


# Moving Students Across NAEP Performance Levels

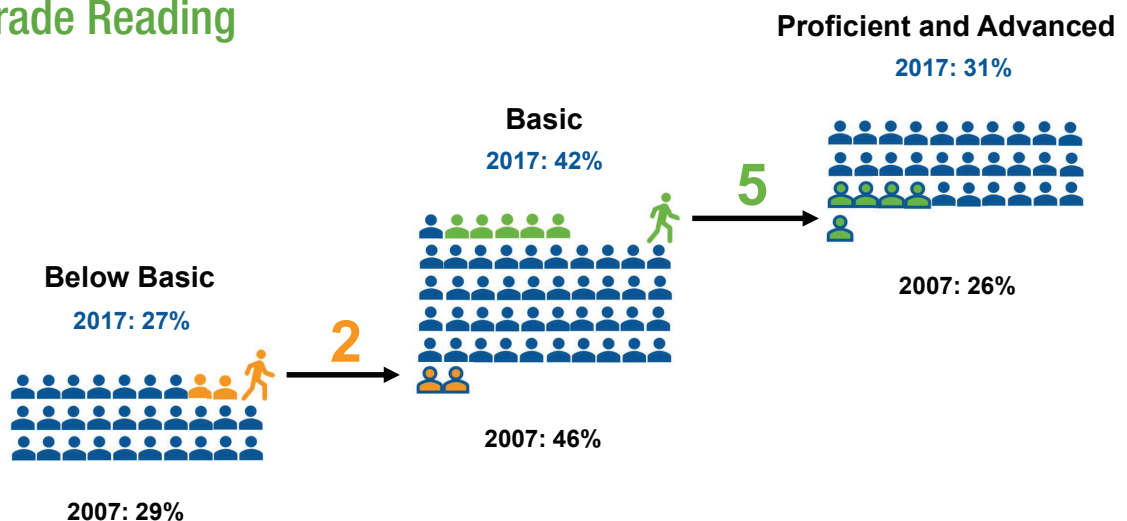
## Tennessee, 2007 to 2017

States should be striving to move more students over time toward **greater proficiency**

### 4th Grade Reading



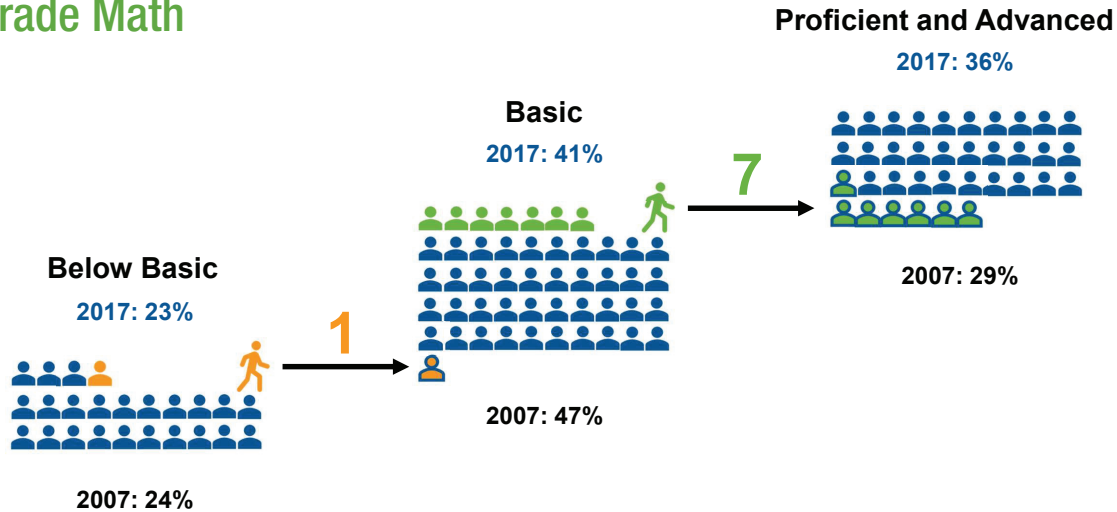
### 8th Grade Reading



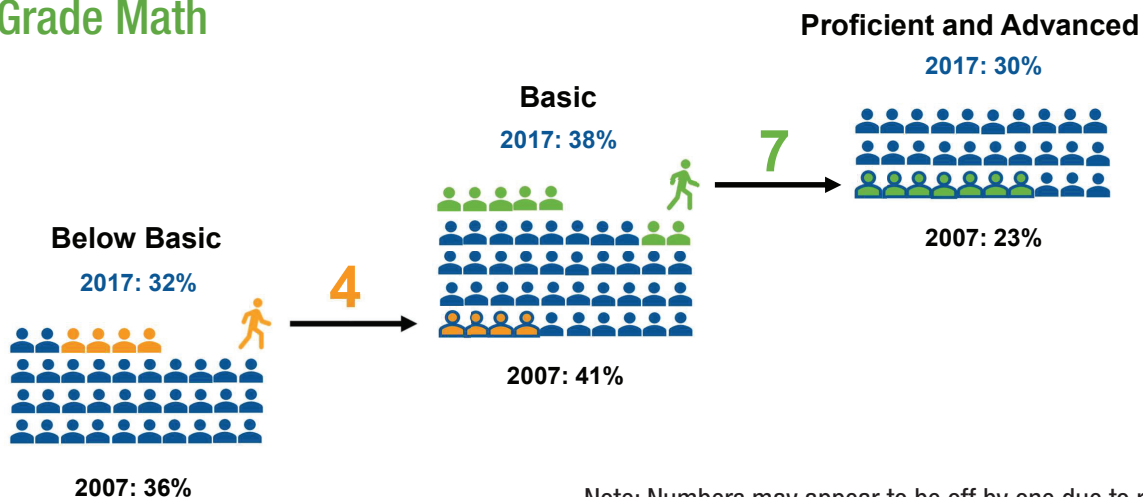
Note: Numbers may appear to be off by one due to rounding.

States should be striving to move more students over time toward **greater proficiency**

## 4th Grade Math



## 8th Grade Math



Note: Numbers may appear to be off by one due to rounding.

### NAEP Achievement Level Definitions

**Basic:** Partial mastery of prerequisite knowledge and skills that are fundamental for proficient work at the grade level assessed.

**Proficient:** Solid academic performance for the grade level assessed. Students reaching this level have demonstrated competency over challenging subject matter, including subject-matter knowledge, application of such knowledge to real-world situations, and analytical skills appropriate to the subject matter.

**Advanced:** Superior performance for the grade level assessed.

Source: National Center for Education Statistics. The NAEP Glossary of Terms. [www.nces.ed.gov](http://www.nces.ed.gov)

Research shows that the NAEP Proficient level is associated with college and career readiness. Challenge to Lead 2020 goals call for regular increases in the percentages of fourth graders and eighth graders in SREB states scoring at or above the Proficient level on NAEP in reading and math. The goals also call for these percentages to exceed national averages, which in 2017 were 33 percent for fourth grade reading, 31 percent for eighth grade reading, 36 percent for fourth grade math and 28 percent for eighth grade math.