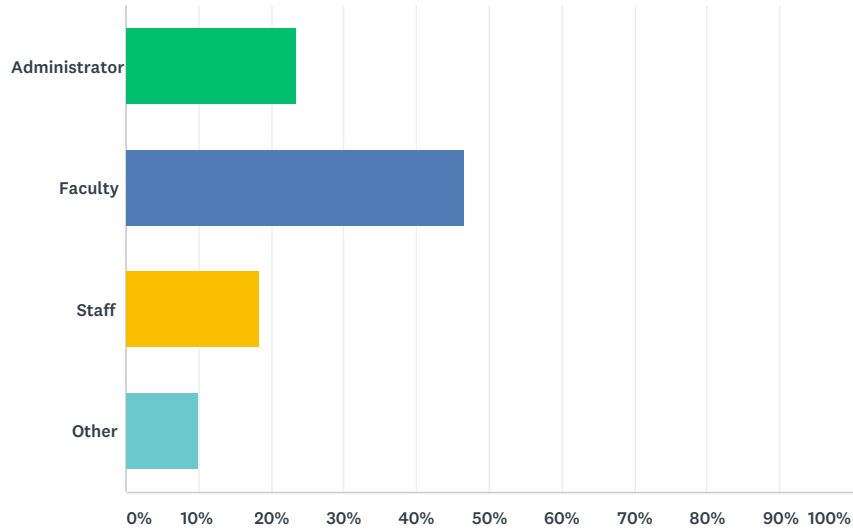


Q1 Please select your affiliation. Select only one.

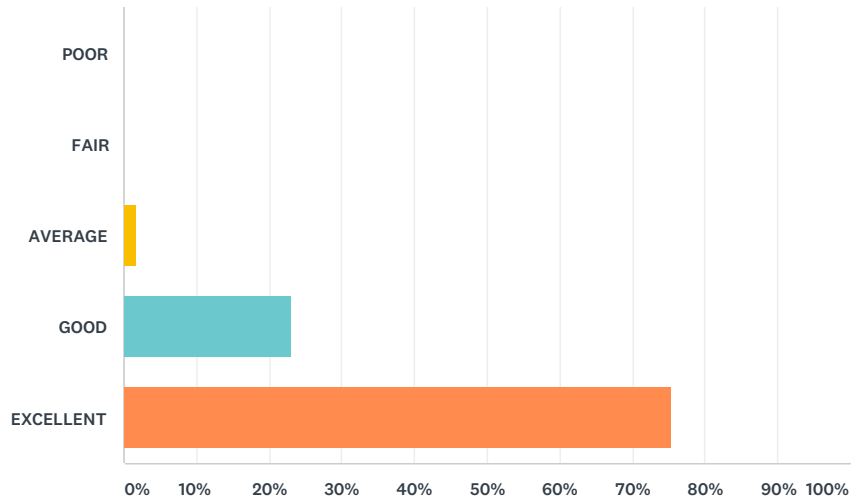
Answered: 60 Skipped: 1



ANSWER CHOICES	RESPONSES	
Administrator	23.33%	14
Faculty	46.67%	28
Staff	18.33%	11
Other	10.00%	6
TOTAL		60

Q2 USING THE SCALE BELOW RATE YOUR OVERALL EXPERIENCE AT THE 2019 INSTITUTE.

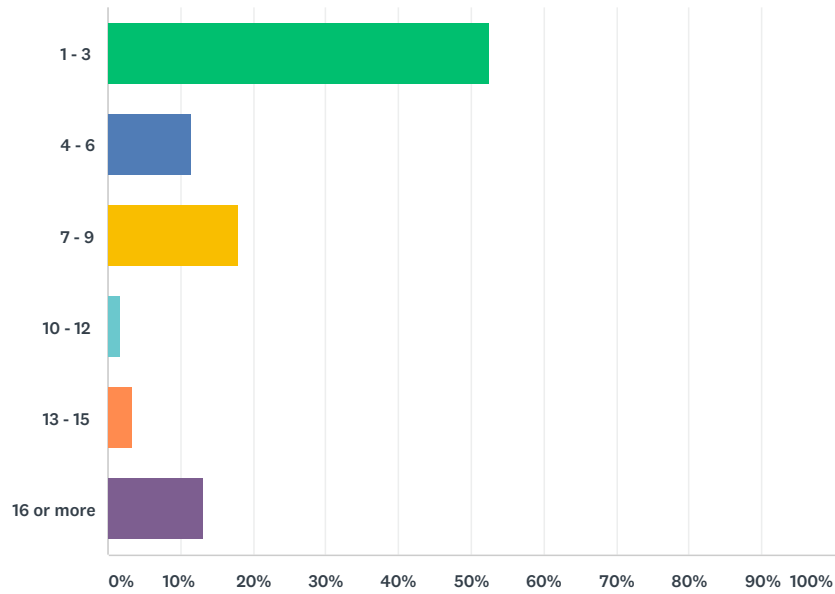
Answered: 61 Skipped: 0



ANSWER CHOICES	RESPONSES	
POOR	0.00%	0
FAIR	0.00%	0
AVERAGE	1.64%	1
GOOD	22.95%	14
EXCELLENT	75.41%	46
TOTAL		61

Q3 How many times have you attended the Institute?

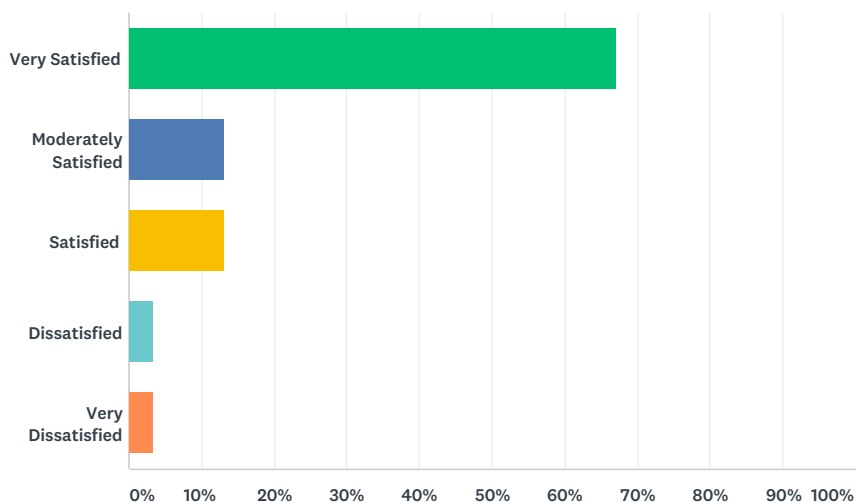
Answered: 61 Skipped: 0



ANSWER CHOICES	RESPONSES	
1 - 3	52.46%	32
4 - 6	11.48%	7
7 - 9	18.03%	11
10 - 12	1.64%	1
13 - 15	3.28%	2
16 or more	13.11%	8
TOTAL		61

Q4 Please indicate your level of satisfaction with the registration process and communications you received regarding your attendance and participation in the Institute.

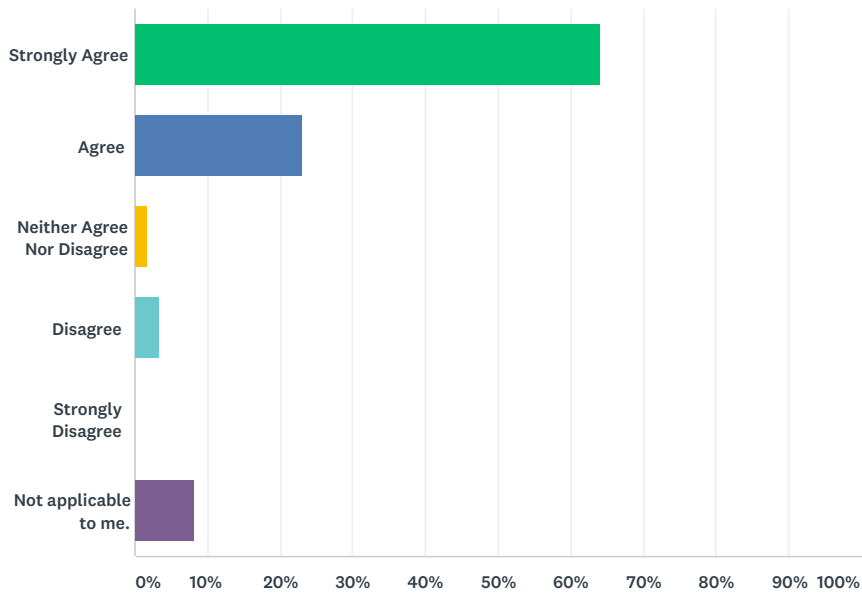
Answered: 61 Skipped: 0



ANSWER CHOICES	RESPONSES	
Very Satisfied	67.21%	41
Moderately Satisfied	13.11%	8
Satisfied	13.11%	8
Dissatisfied	3.28%	2
Very Dissatisfied	3.28%	2
TOTAL		61

Q5 The Institute provided me with a comfortable environment to engage in candid discussions with my peers about my experiences as a graduate faculty mentor or advisor.

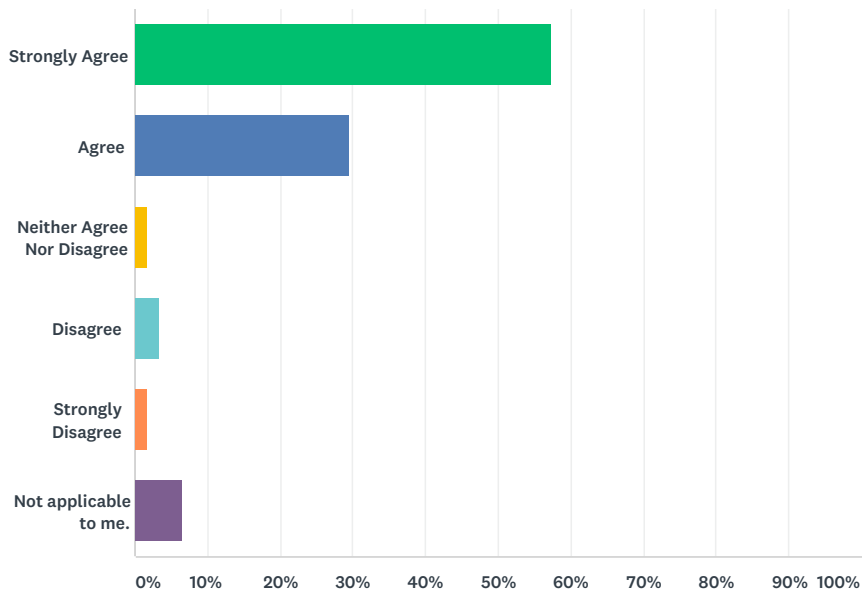
Answered: 61 Skipped: 0



ANSWER CHOICES	RESPONSES	
Strongly Agree	63.93%	39
Agree	22.95%	14
Neither Agree Nor Disagree	1.64%	1
Disagree	3.28%	2
Strongly Disagree	0.00%	0
Not applicable to me.	8.20%	5
TOTAL		61

Q6 The Institute provided me with opportunities to engage in informal discussions with scholars.

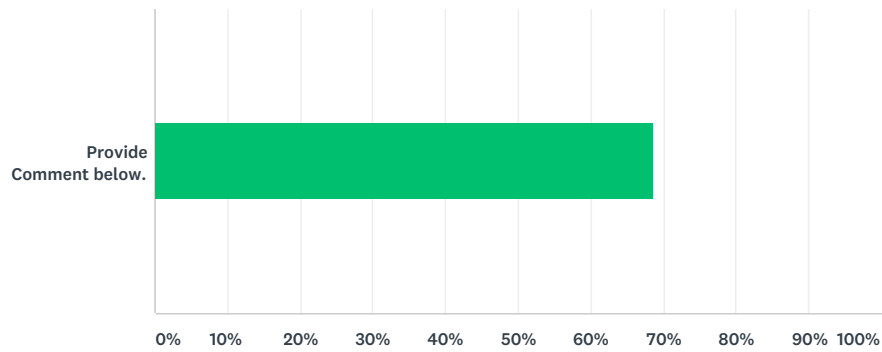
Answered: 61 Skipped: 0



ANSWER CHOICES	RESPONSES	
Strongly Agree	57.38%	35
Agree	29.51%	18
Neither Agree Nor Disagree	1.64%	1
Disagree	3.28%	2
Strongly Disagree	1.64%	1
Not applicable to me.	6.56%	4
TOTAL		61

Q7 Please comment on what you valued the most about the programming for faculty/administrators/staff at the Institute.

Answered: 51 Skipped: 10



ANSWER CHOICES	RESPONSES
Provide Comment below.	68.63% 35
TOTAL	51