

SREB

SREB | School
Improvement

Making Schools Work Conference

Grapevine, Texas – July 19-22, 2022

Presenters' Webinar, June 27, 2022

Kirsten Sundell and Scott Warren

The excitement is building!

#SREBSummer

About This Webinar

- Required for all presenters
- Address conference and session protocols
- Answer your questions
- Ask questions in the chatbox
- When we pause for questions, raise your hand and we can unmute you!

Important Reminders

- *All presenters must register for the conference*
- All presenters must collect their badges at registration
- **Alert us ASAP if you cannot attend or present:**
summerconference@sreb.org
- **Secure housing ASAP** if you have not already done so



Today's Agenda

- **Registration Overview**
- **Conference Overview**
- **Sessions Overview**
- **Your Sessions: Dos and Don'ts**
- **How to Get Help**
- **Final Questions**

SREB

Registration Overview

Registration Hours

Tuesday: 8 a.m. – 2 p.m.
4 – 5 p.m.

Wednesday: 8 a.m. – 4 p.m.

Thursday: 8 a.m. – noon

Location: Convention Center
Level 3, Outside Texas Ballroom



Conference Headquarters

Tuesday – Thursday: 8 a.m. – 5 p.m.

Friday: 8 – 11 a.m.

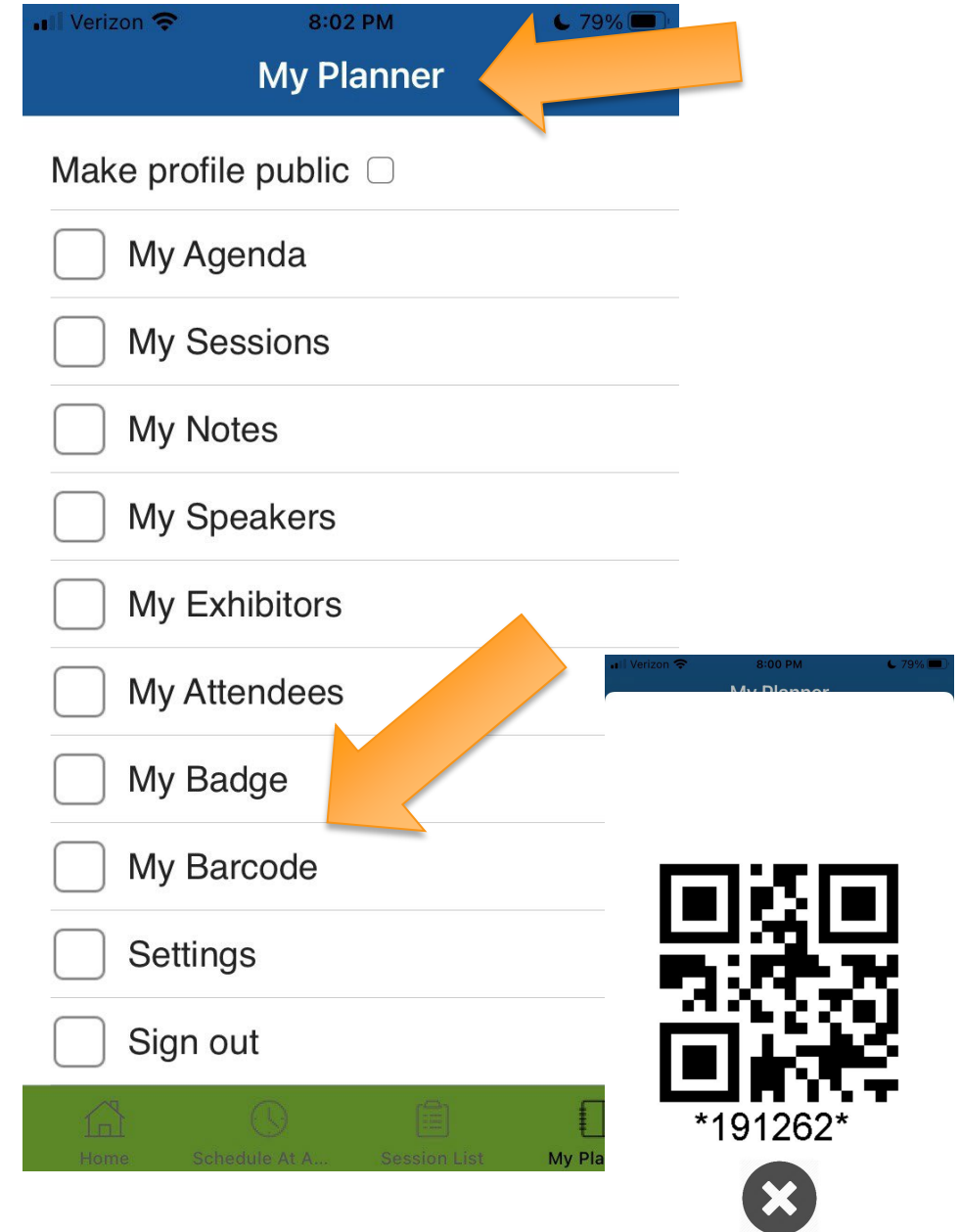
Location: Convention Center
Level 3, Outside Texas Ballroom

- Special needs, purchases and billing
- Masks, sanitizer and extra supplies



New Registration Process


- Preconference, we'll send you an email asking you to check and update your badge name and personal info.
- **In the app, go to My Planner to find your registration barcode and badge preview.**
- You can also print and bring your email confirmation.



Program and App

Our paperless program and app are online. **Start exploring!**

Download the **app FAQ** to learn how to update the app and use its features!



SREB



Registration: Self Check-In and Badges



Scan your confirmation barcode, customize your badge info and print your badge and lunch and special event tickets

Registration: Lanyards, Ribbons and Bags



After checking in, pick up a lanyard, choose your badge ribbons and head to the Grapevine Ballroom Lobby to grab a conference bag!

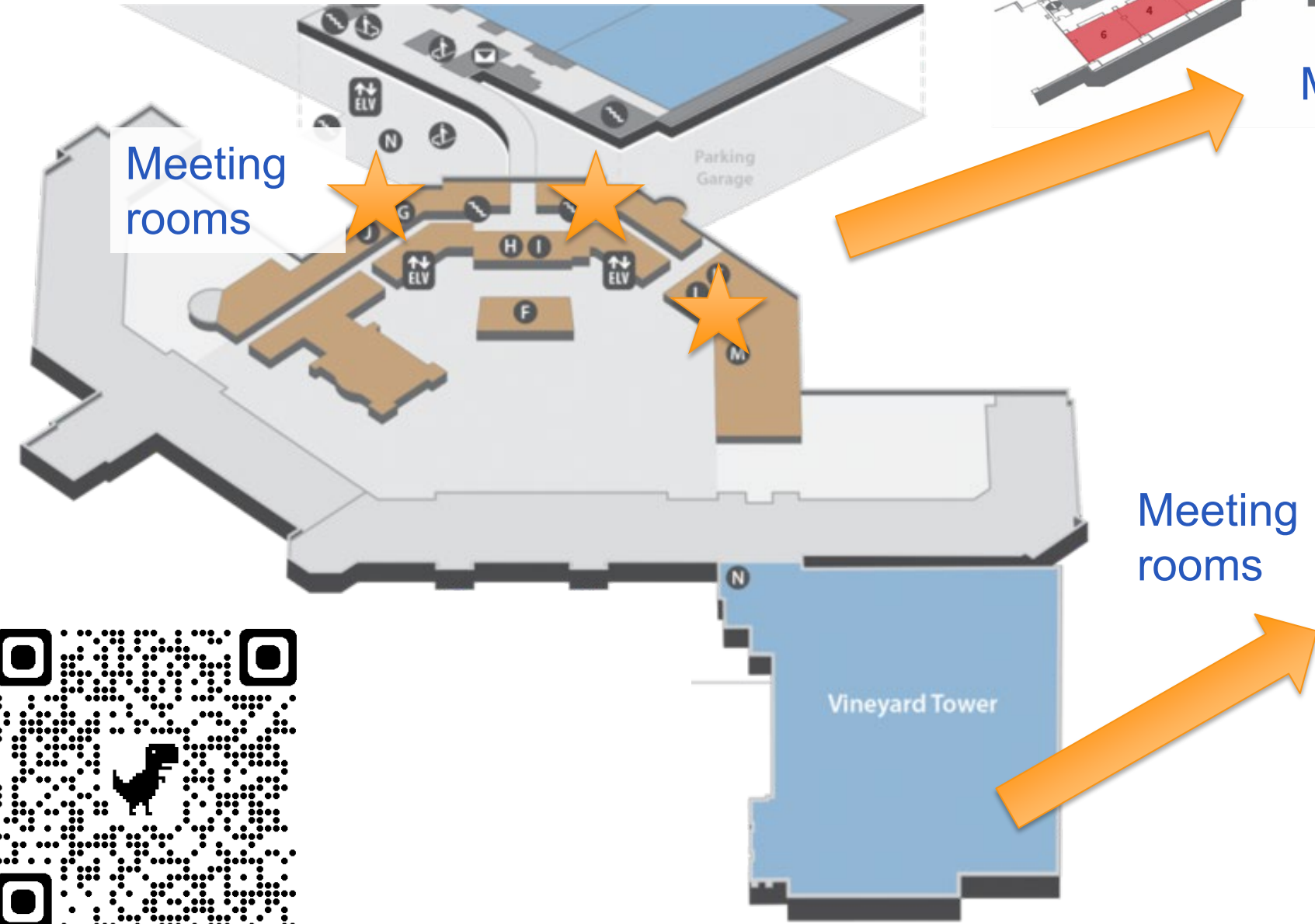
SREB

Conference Overview

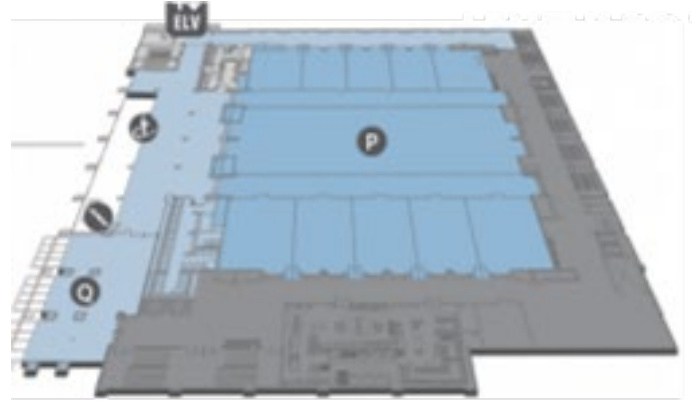
SREB



Overview of the Texan



Meeting rooms



Meeting rooms



Free Wi-Fi

Available in meeting rooms
and common areas

Network Name: SREBMSW2022

Password: srebsummer



Morning Coffee

Wednesday: 7 – 8 a.m.

Thursday: 7 – 8 a.m.

Friday: 7 – 8 a.m.

Location: Conference Dining Hall,
Longhorn Exhibit Halls BCD, Level 1



Lunch

Wednesday: 11:30 a.m. – 1 p.m.

Thursday: 11:30 a.m. – 1 p.m.

Location: Conference Dining Hall

*Required lunch tickets print with your badges.
Present your lunch ticket at the buffet line.*



Exhibit Hall

Tuesday: 10 a.m. – 2 p.m.
4 – 5 p.m.

Wednesday: 8 a.m. – 4 p.m.

Thursday: 8 a.m. – 3 p.m.



Questions?

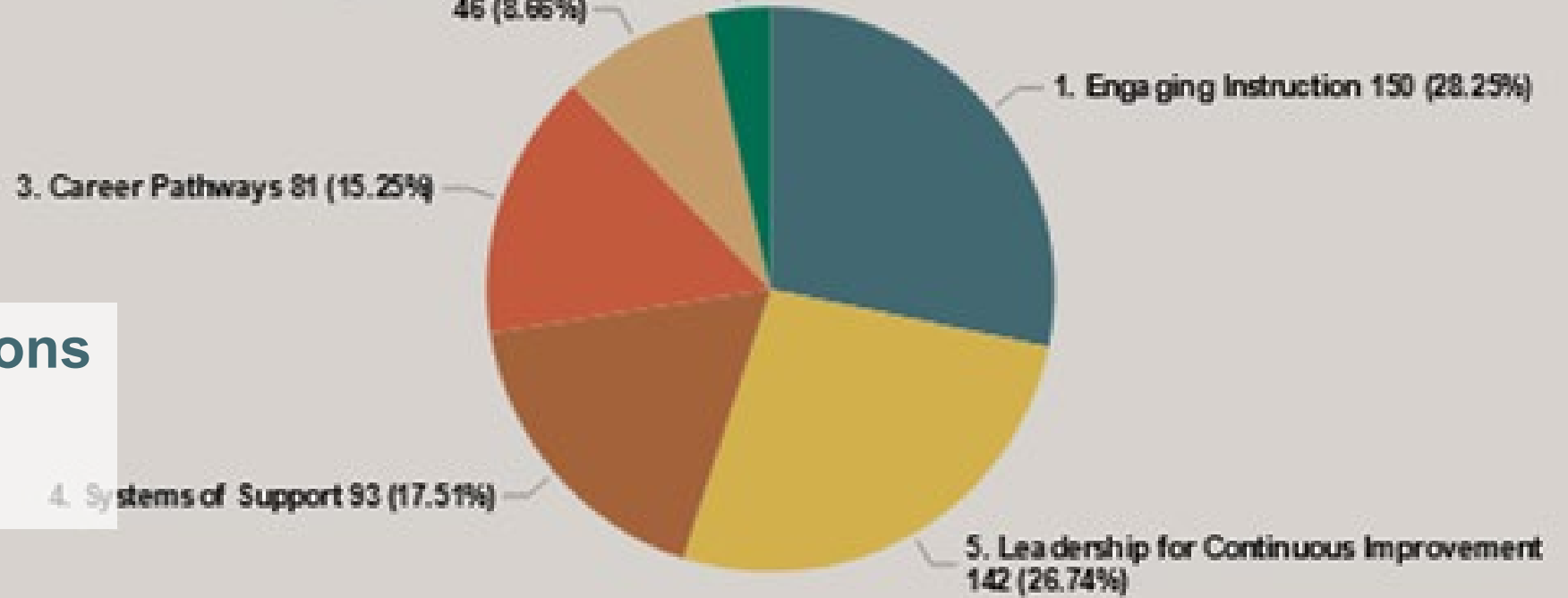


SREB

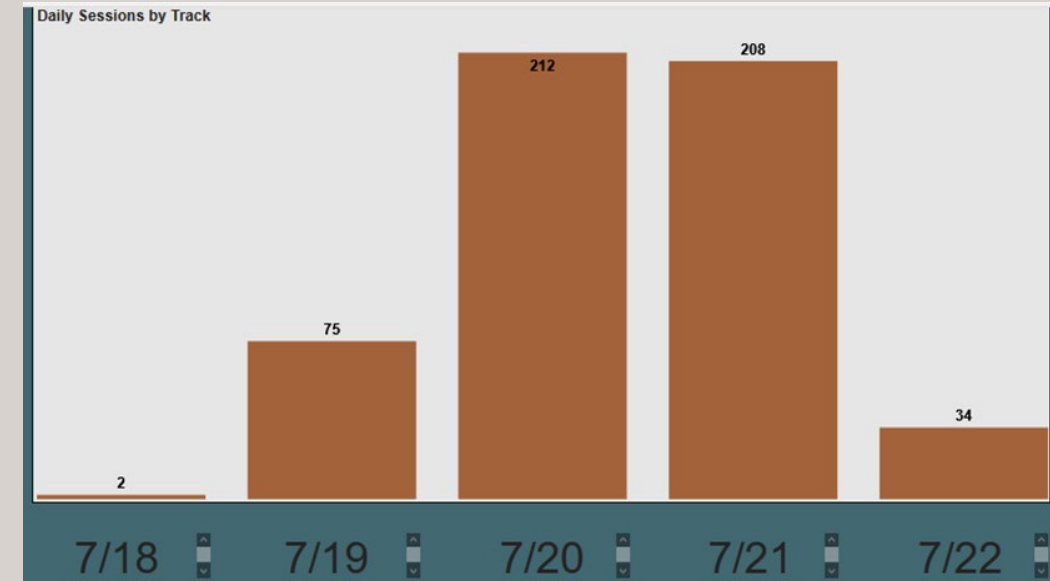
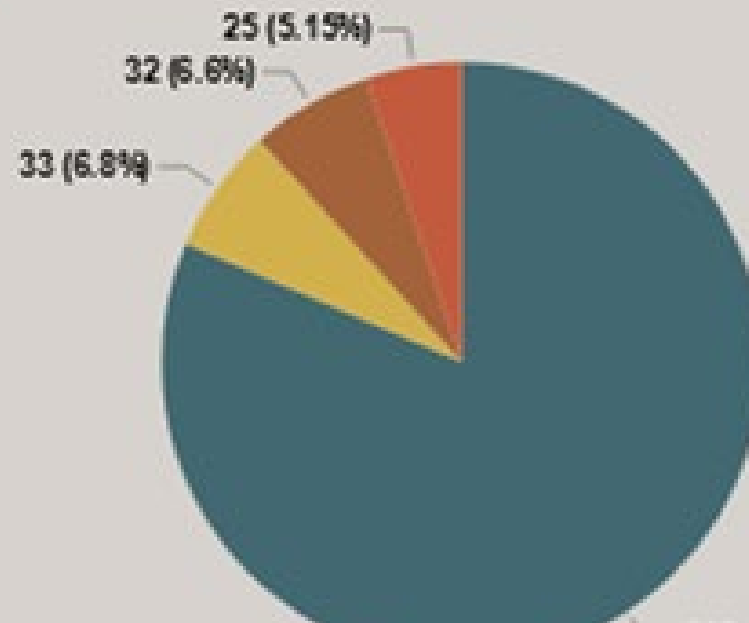
Sessions Overview

Sessions

- About 500 sessions
- Wednesday: 212
- Thursday: 208




Session Title by Session Type





Schedule of Events: *All Times Central*

- Tuesday, July 19 – Friday, July 22 at noon
- **9 a.m. soft start on Tuesday:** Sessions, workshops, state or team meetings, orientations, exhibits and escape rooms
- **Session Types:**
 - **Table Talks:** 25 minutes x 2
 - **Promising Practices:** 60 minutes
 - **Workshops:** 90 minutes (new!)
 - **Deep Dives:** 120 minutes
- **New staggered schedule + 30-min. breaks**
Check out the visual schedule here:



7 a.m.	8 a.m.	8:30 a.m.	9 a.m.	9:30 a.m.	10 a.m.	10:30 a.m.	11 a.m.	11:30 a.m.	12 p.m.	12:30 p.m.	1 p.m.	1:30 p.m.	2 p.m.	2:30 p.m.	3 p.m.	3:30 p.m.	4 p.m.	4:30 p.m.	5 p.m.	5:30 p.m.	6 p.m.		
Registration Open														Registration Open									
						Education Marketplace and Escape Rooms Open																	
				GREAT Program Convening and Lunch**																			
				IES CTE Leadership Academy and Lunch**																			
				60-Min Sessions				60-Min Sessions				60-Min Sessions											
				60-Min Sessions				60-Min Sessions															
				Certiport Exams		Certiport Exams		Certiport Exams				Certiport Exams											
				120-Min Deep Dives																			
				90-Min Workshops																			
				YouScience Exams		YouScience Exams		YouScience Exams				YouScience Exams											
				PBL Playground Sponsored by Microburst Education								PBL Playground by Microburst											
				Making Schools Work Orientations																			
				Escape Room				Escape Room				Escape Room											
				Escape Room				Escape Room															
												State Meetings											
												Networked Improvement Communities											
												Team Meetings											
														Opening General Session: Pacesetter School Awards and Keynote Ron Ritchhart									
																		Free Networking Reception, Poster Session & Prize Giveaway Sponsored by PowerSchool				SREB Staff Meeting**	
																		State Meetings					
																		Networked Improvement Communities					
																		Team Meetings					



THURSDAY, JULY 21, 2022

7 a.m.	8 a.m.	8:30 a.m.	9 a.m.	9:30 a.m.	10 a.m.	10:30 a.m.	11 a.m.	11:30 a.m.	12 p.m.	12:30 p.m.	1 p.m.	1:30 p.m.	2 p.m.	2:30 p.m.	3 p.m.	3:30 p.m.	4 p.m.	4:30 p.m.	5 p.m.	5:30 p.m.	6 p.m.			
Coffee	Registration Open																Closing General Session: Keynote Baruti Kafele Sponsored by Wayfinder							
	Education Marketplace and Escape Rooms Open																							
	60-Min Sessions			60-Min Sessions			60-Min Sessions		Lunch: 11:30 a.m. - 1 p.m.			60-Min Sessions			60-Min Sessions									
		60-Min Sessions			60-Min Sessions							60-Min Sessions												
	Certiport Exams		Certiport Exams		Certiport Exams		Certiport Exams					Certiport Exams		Certiport Exams		Certiport Exams		Certiport Exams						
		120-Min Deep Dives										120-Min Deep Dives												
	PBL Playground Sponsored by Microburst Education											PBL Playground Spons. by Microburst												
		90-Min Sessions					90-Min Sessions																	
	YouScience Exams		YouScience Exams		YouScience Exams		YouScience Exams					YouScience Exams		YouScience Exams		YouScience Exams		YouScience Exams						
				Spons. Refresh. in Networking Lounge											Spons. Refresh. in Networking Lounge						Closing Cele Book-Signing Gene B			
				Refreshment		Refreshment																		
	25-min x 2 Table Talks						25-min x 2 Table Talks								25-min x 2 Table Talks						Team Meetings			
	Esports Arena Sponsored by ByteSpeed														Esports Arena Sponsored by ByteSpeed									
	Escape Room			Escape Room			Escape Room								Escape Room				Escape Room		Networked Improvement Communities			
		Escape Room			Escape Room										Escape Room									
	Networking Lounge Hosted Chats														Networking Lounge Hosted Chats									
	Author Book-Signings in Booth 109														Author Book-Signings in Booth 109									

Closing Cele
Book-Signing
Gene B

Team Meetings

Networked Improvement Communities

* Paid ticketed event

FRIDAY, JULY 22, 2022

7 a.m.	8 a.m.	8:30 a.m.	9 a.m.	9:30 a.m.	10 a.m.	10:30 a.m.	11 a.m.	11:30 a.m.	12 p.m.
	Industry Tours*								
	60-Min Sessions			60-Min Sessions			60-Min Sessions		
	Certiport Exams		Certiport Exams		Certiport Exams		Certiport Exams		
	GREAT Program Convening**								
	YouScience Exams		YouScience Exams		YouScience Exams		YouScience Exams		
	IES CTE Leadership Academy**								
	Networked Improvement Communities								
	School, District or State Team Meetings								
		SREB Service Chats			SREB Service Chats				

SREB

Your Sessions: Dos and Don'ts

Session Meeting Rooms


- **67+ rooms: Min: 30, Max: 5,200, Most: 70 – 120**
- Check the Presenter Service Center for your room's capacity
- Most set in theater or rounds – *no changes allowed*
- Equipped with projectors, AV screens, microphones (for rooms over 70), water stations, flip charts, etc.
- Bring your own **laptops, dongles, speakers** (if needed)
- Other supplies at Conference HQ (registration area)
- Easels outside each door with the daily schedule
- **Got handouts? Go paperless!** Upload to the app or web.

Session Dos

- Before your session, check its title and description for changes:
Deliver what you promise!
- Announce your session title before you begin
- Make connections to SREB's **Making Schools Work process**
- Use Post-It wall pads, markers, etc., provided in your room
- Engage participants with discussions, icebreakers and activities
- Upload your slides and handouts and include your contact info
- Share links with QR codes or bitlys
- Take pics and video and share on social! #SREBSummer
- **START AND END YOUR SESSION ON TIME!**

Check Your Sessions and Upload Handouts

1. Visit the **Presenter Service Center**
2. Enter your login/password
3. Click **Session Information** in the nav menu
4. Click a title to see **room capacity for handouts**
5. Click **Upload Handouts** in the nav menu
6. Click “Add” under a session to start uploading
7. In the popup, choose **File, Link or Streaming Video**
8. Upload something – don’t forget to **save!**
9. Once your screen refreshes, you’ll see the new file! To delete it, tick the “**Delete Option**” **box**, click **Delete** and confirm.
10. Update your presenter profile, pic and bio here, too!

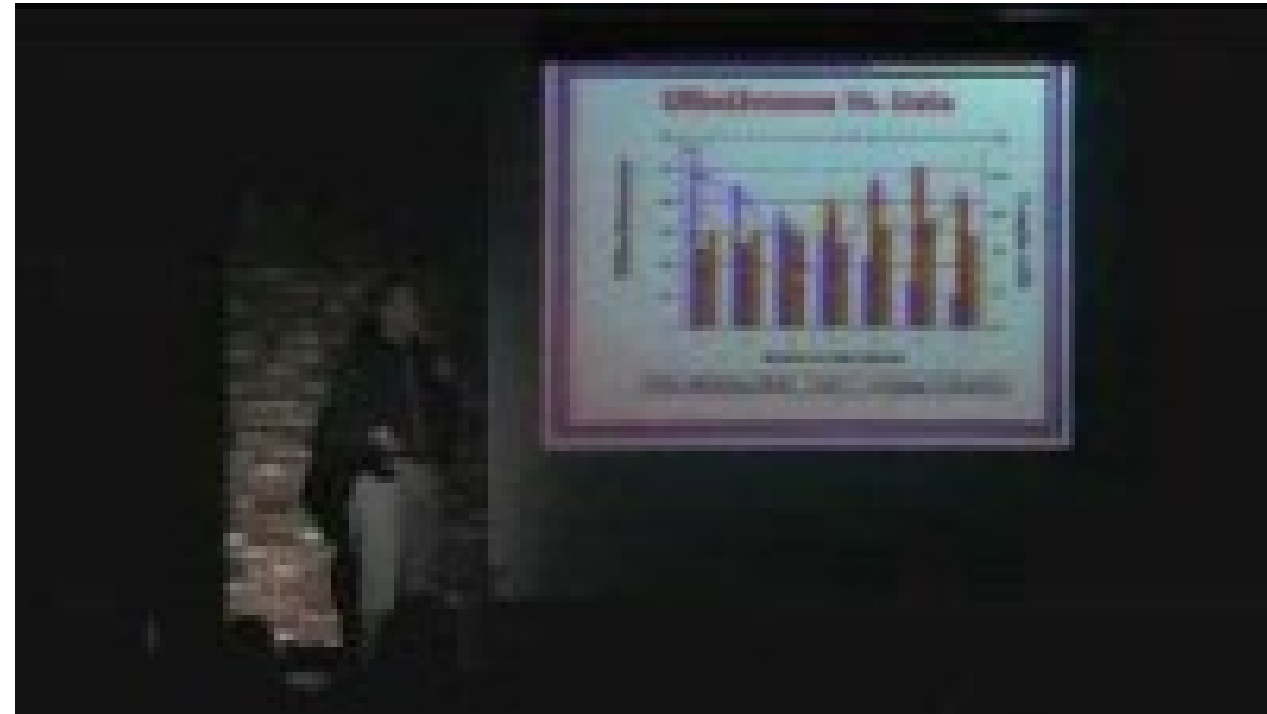


Session Don'ts

- Change the topic of your session
- Start early – *even if the room is full*
- Hand out swag or display banners, signs, etc., outside your session to entice attendees to come in; *use social media instead*
- Sell *anything* to conference attendees
- Share or distribute copyrighted materials
- Tape or pin anything to session room walls
- Use anything involving flame, water, glue, paint, outside food, etc.
- **And especially... don't go over your time**

Presentation / PowerPoint Guidelines

- Use **Widescreen** format
- *No special template needed*
- Keep slides uncluttered
- Use **Arial** for readability
- Text should be at least 24pt
- No more than two font colors
- If you use audio or video, bring your own speaker(s) and *download or embed videos ahead of time*



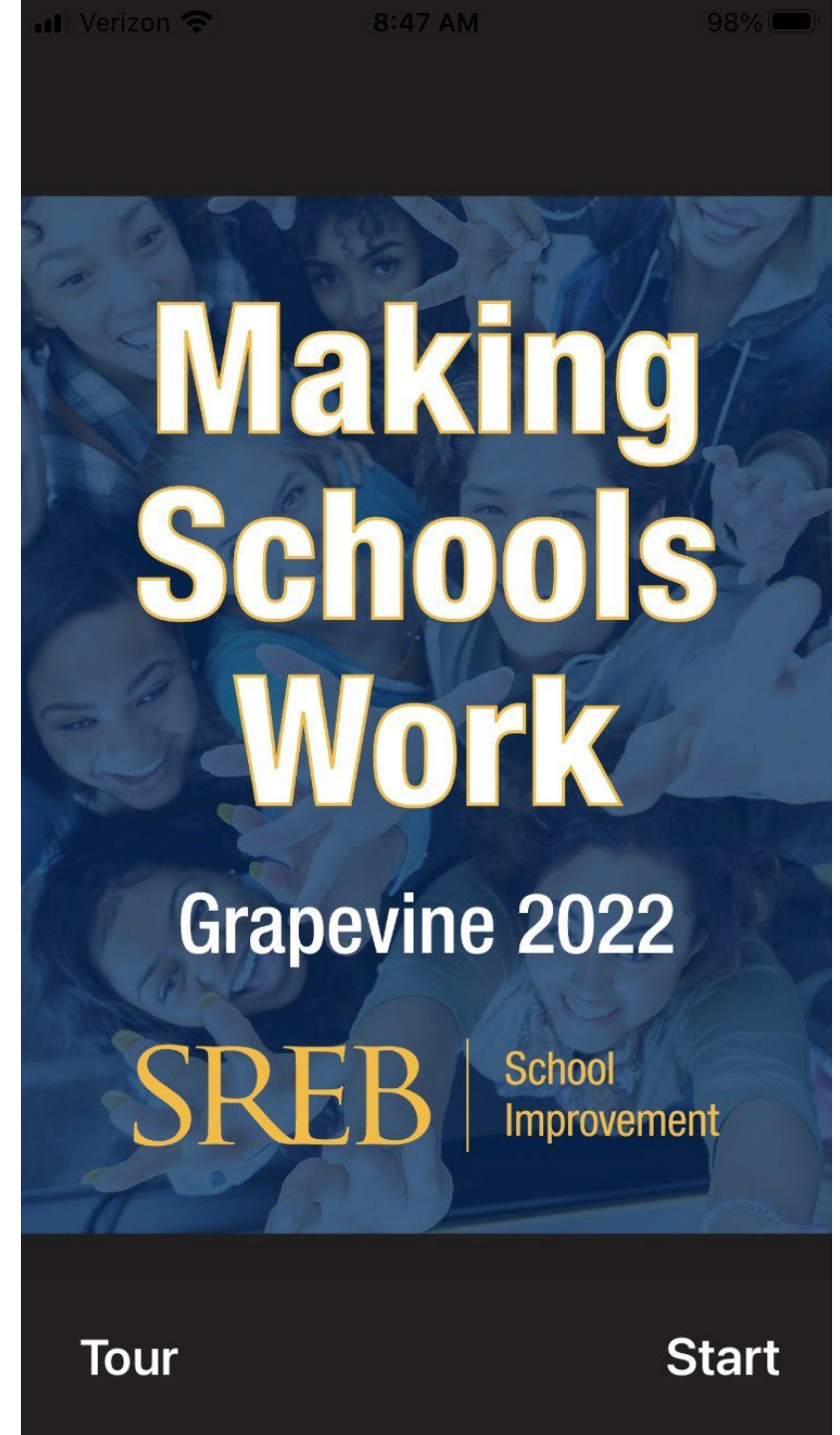

A Special Note on Table Talks

- **Popular, quick-bites discussion sessions in the Exhibit Hall**
- 25 minutes x 2 per hour, with five minutes to change tables
- Can be a “just the facts” overview of a regular session or a unique, topic-driven sharing opportunity
- No power or projectors at tables
- Consider bringing and uploading shareable graphics, handouts and resources to the app!
- Assigned tables are in the app and program

Conference App

Download and update now!

Grab the **app FAQ** on this page to learn how to update and what it can do:



Get Help: summerconference@sreb.org

- **Main problems:** AV, directions, room size
- **Full session?** We can repeat or move
- **Can't present?** Let us know right away!
- **Find SREB and Shepard AV here:**
 - Convention Level 3 (Ballrooms, Cities)
 - Lone Star Level 1 (Del Rio, Pecos, Yellow Rose)
 - Lone Star Level 3 ("Horses")
 - Vineyard Tower Level 1
 - Vineyard Tower Level 2 (Tate)



**Look for our
SREB shirts!**

Social Media



Like @SREBSchoolImprovement

Receive updates and connect with fellow attendees!

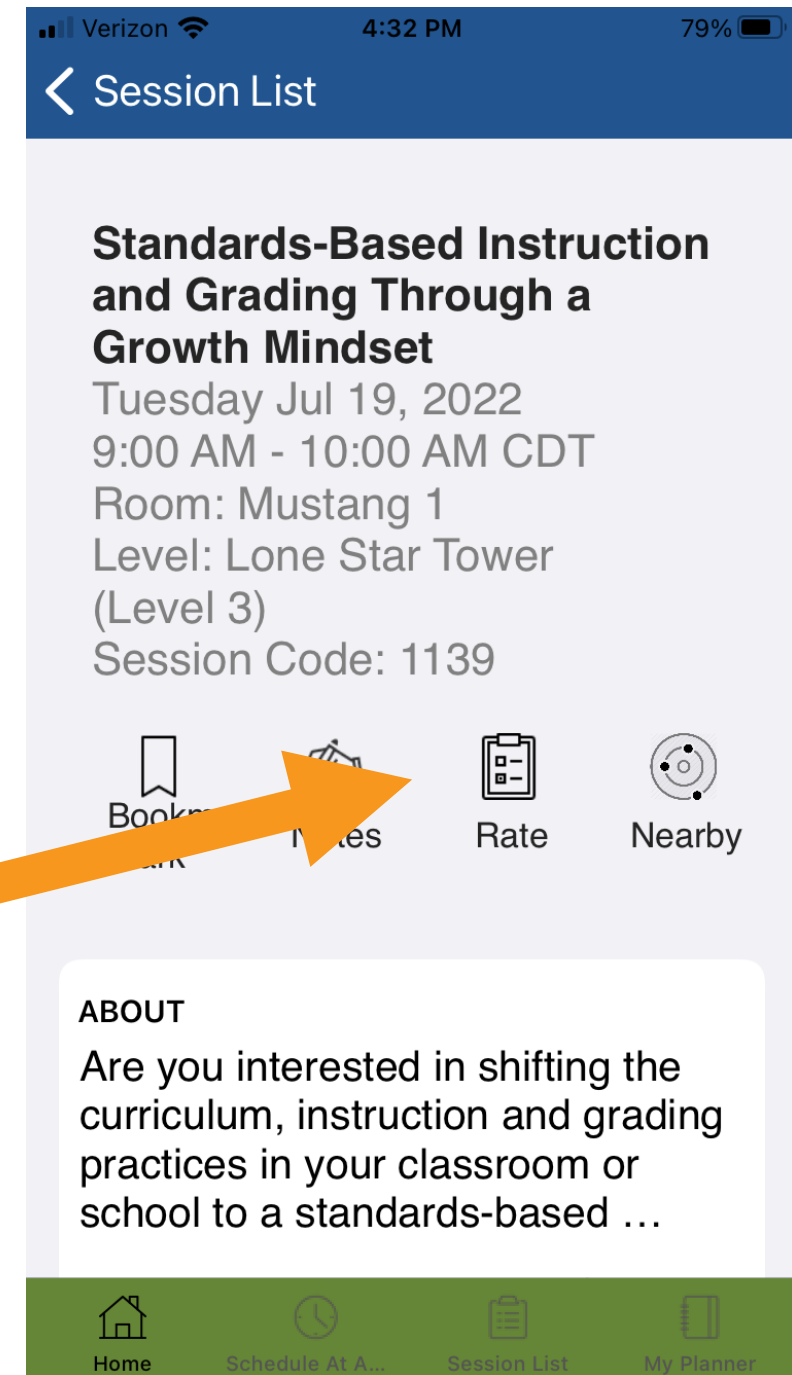


Follow @SREBeducation

Use **#SREBSummer** to share the excitement!

Conference Evaluation and Certificate of Participation

Please remind our attendees to use our app to rate each session they attend, then download their completed certificate of participation from the Attendee Service Center.



Questions?



Thank you!

How to contact us:

summerconference@sreb.org

See you in Grapevine!