

SREB

# Using Data

Gathering and analyzing data  
to inform and advise

September 15, 2023

75<sup>th</sup>  
Anniversary

# Where Do We Start?

# What Question Do You Need Answered?



# Who is Doing the Asking?



# Who are You Requesting the Data From?

- State Agency
- Federal agency
- Institute of Higher Education
- A Membership Association
- Think Tank
- An individual Researcher
- ChatGPT or other AI

# On a Scale of 1 to 10?


© MARK ANDERSON

WWW.ANDERSTOONS.COM



"After analyzing all your data, I think we can safely say that none of it is useful."

# Is the data trustworthy?



*"Yes sir, you can absolutely trust those numbers"*

# What makes data good data?

relevant reliable  
consistent  
coherent actionable  
longitudinal complete comparable  
meaningful  
timely accurate  
understandable transparent  
trustworthy




# The Data Are The Data!

“ . . . until you put in context and unlock it for people ”

# What's the Story?

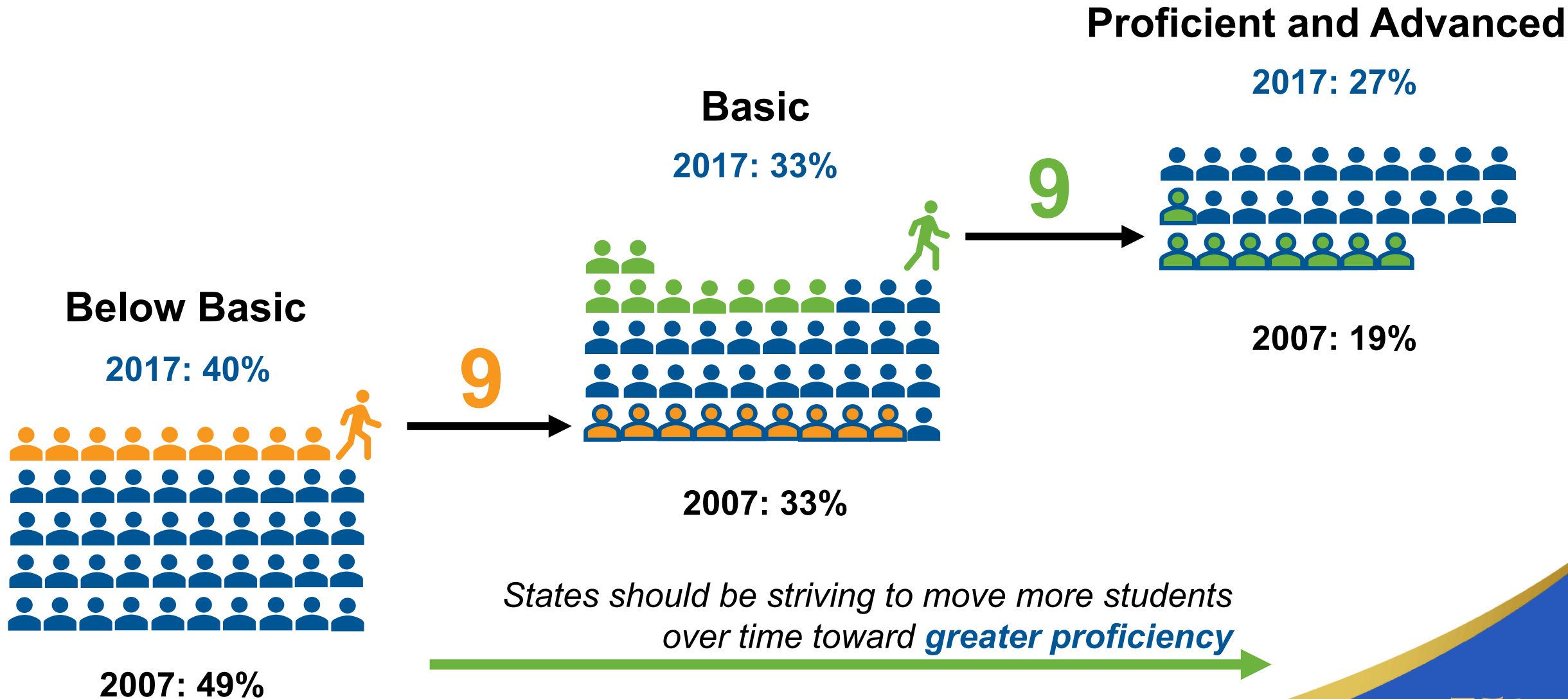
## DATA STORYTELLING



“A long, long time ago – in another millennium.”

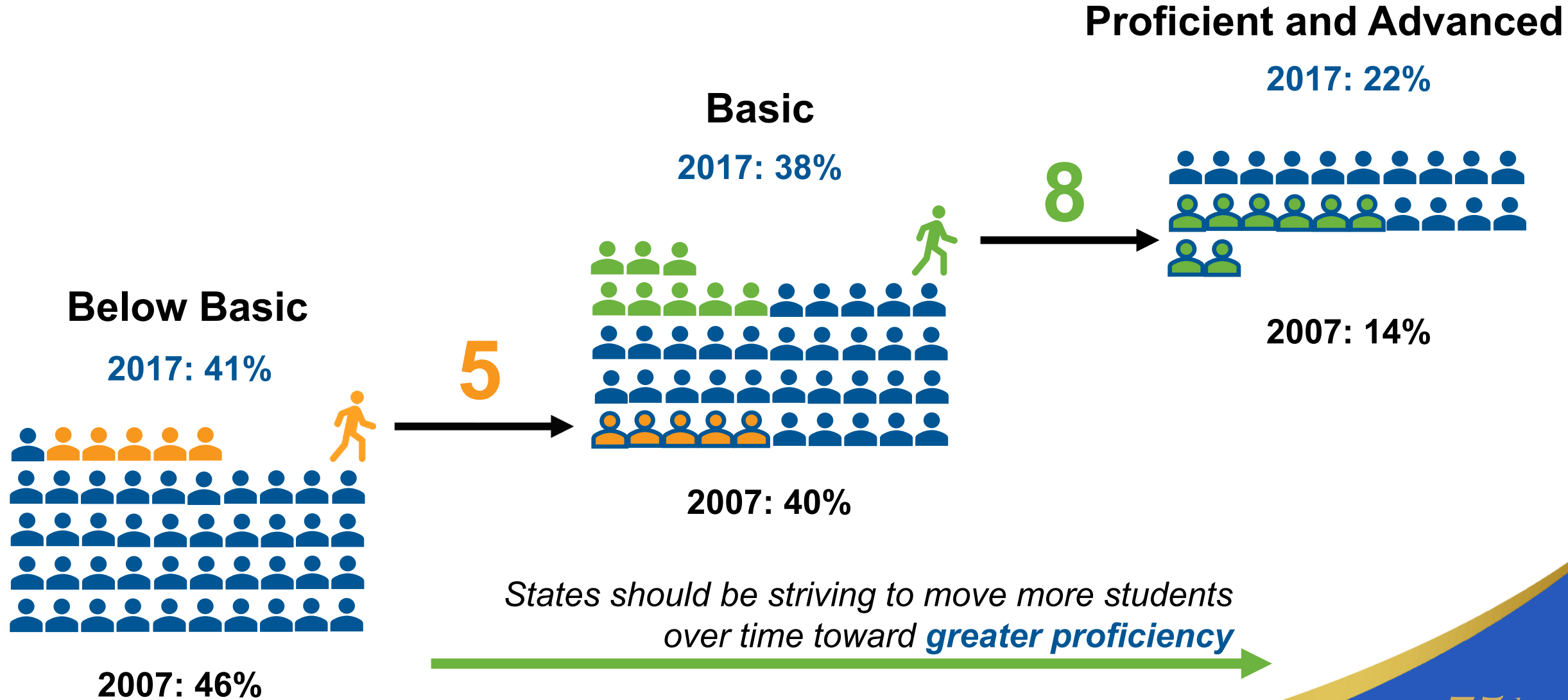
# Moving Students Across NAEP Performance Levels

4th Grade Reading in one SREB state, 2007 to 2017



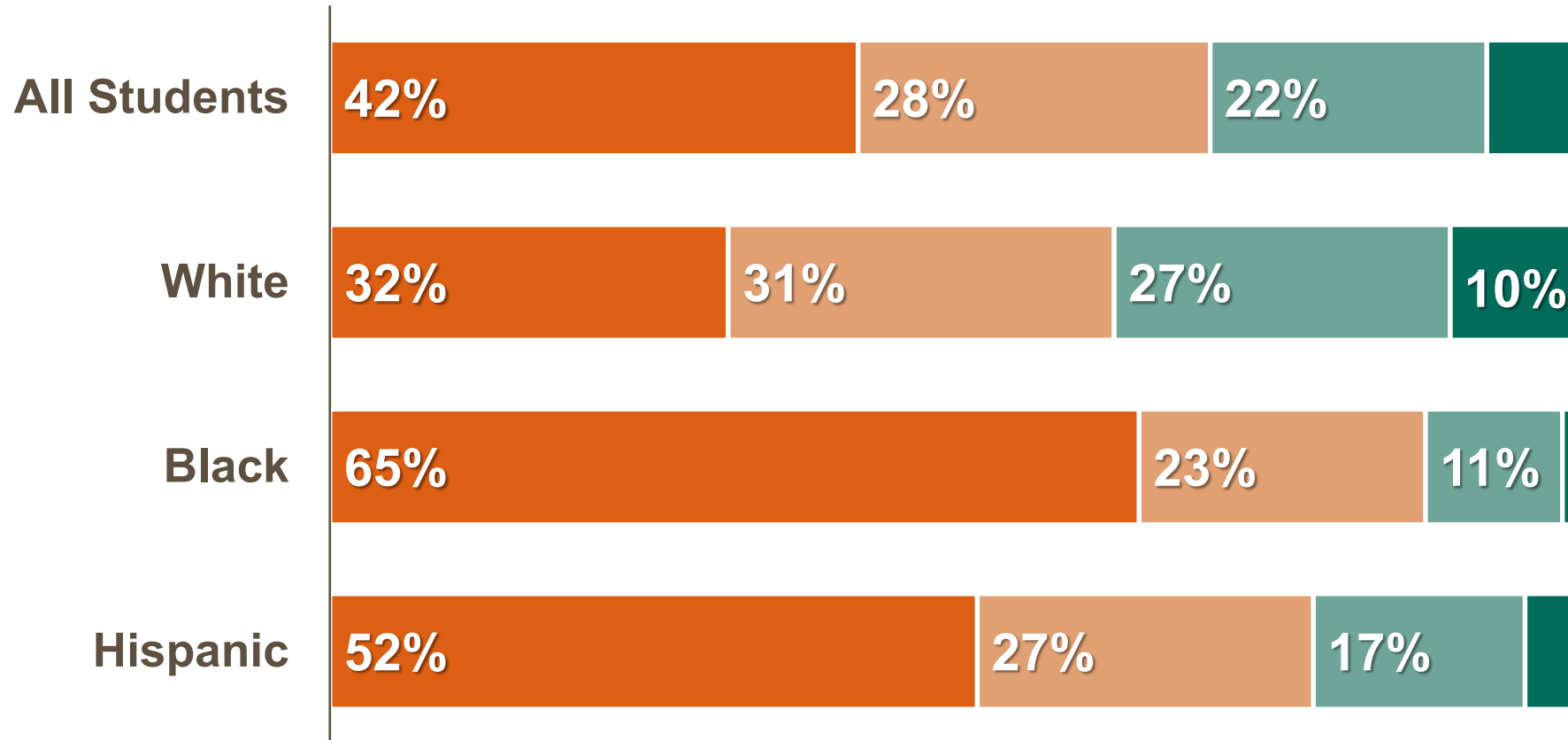
# Moving Students Across NAEP Performance Levels

8th Grade Math in one SREB State, 2007 to 2017



# 4th Grade NAEP Reading

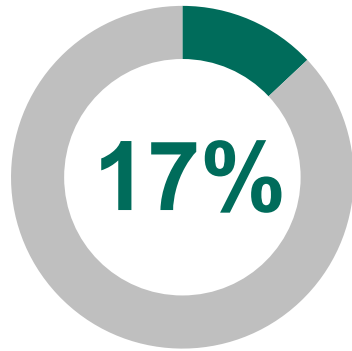
Results by Performance Level in One SREB State, 2022



Note: Percentages below 10% are not labeled. Percentages may not add to 100% due to rounding.

# For the Class of 2020 in One SREB State

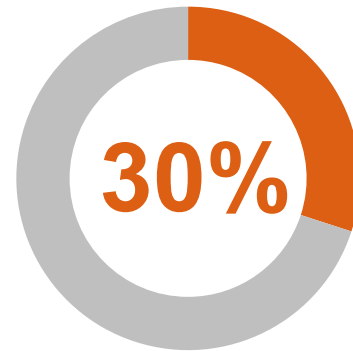
**Average Pell Grant awards increased**



**\$635**

**from 2015.**

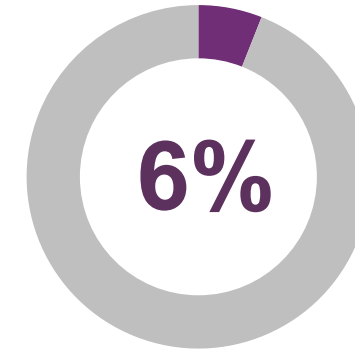
**Number of Pell Grant recipients decreased**



**43,659**

**from 2015.**

**Average debt of college graduates increased**

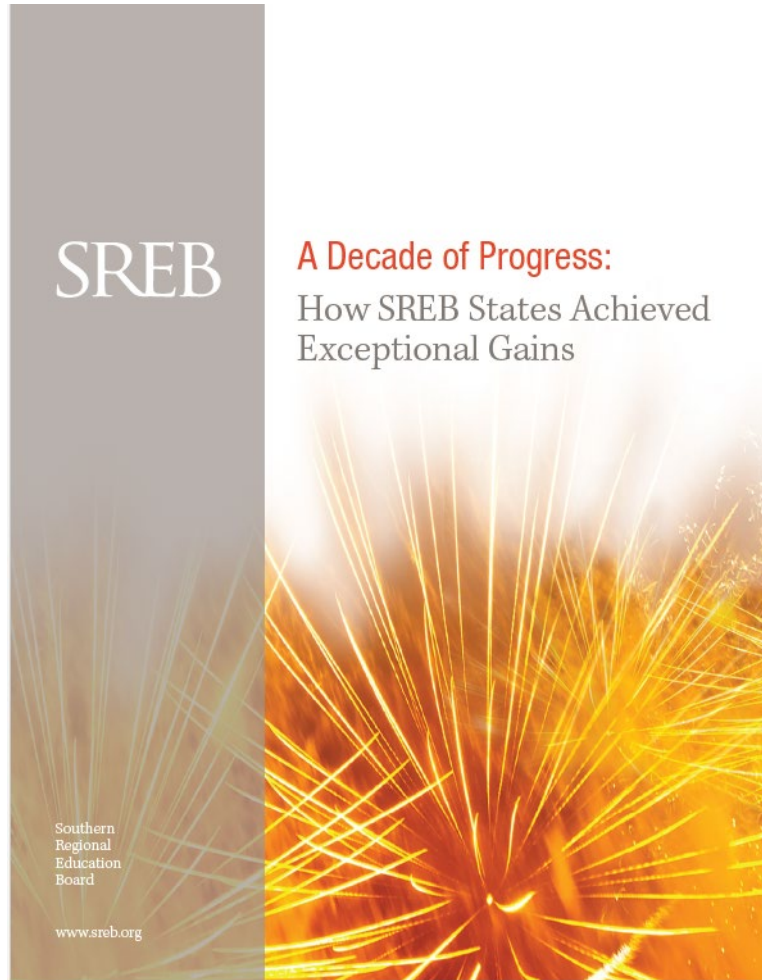


**\$1,843**

**from 2015.**

*Sources: SREB Fact Book and The Institute for College Access & Success*

# Success Constants in Our Research



**Research  
Support  
Leadership  
Action**

**Planning  
Feedback Loops  
Commitment**

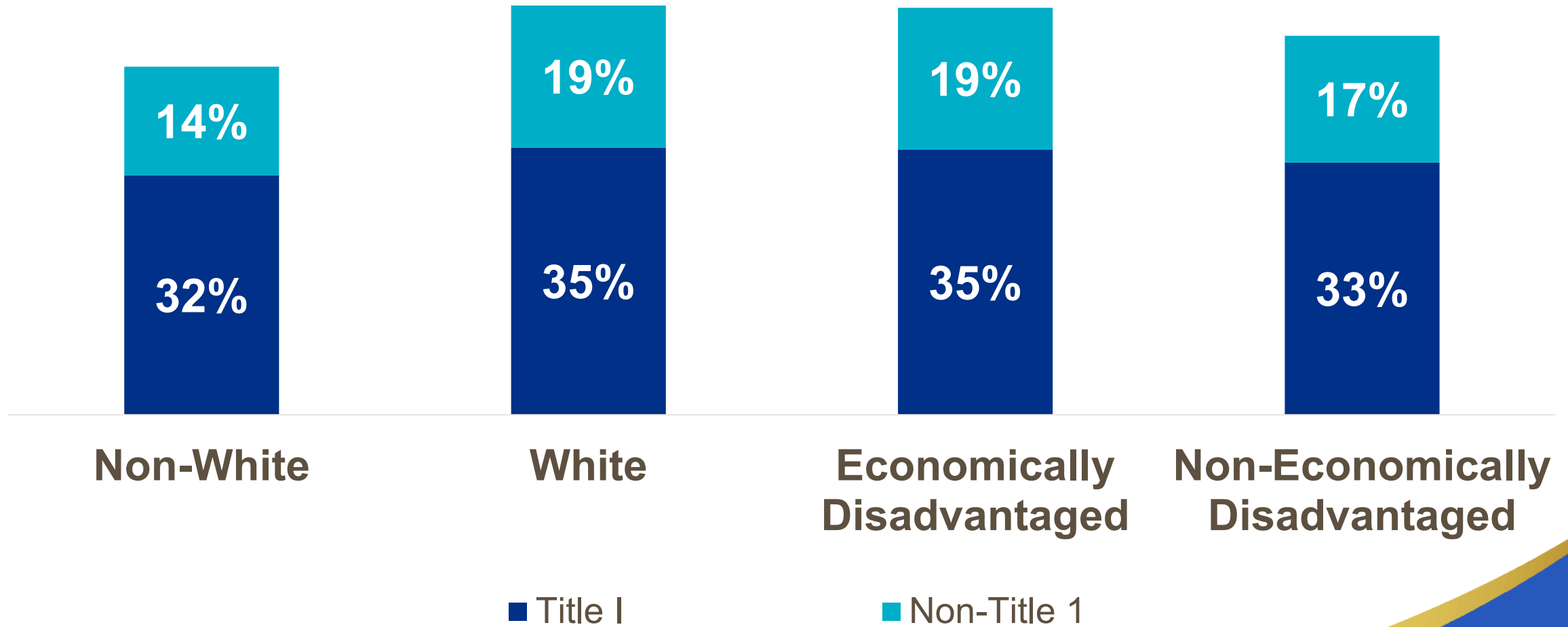
# You might need to consider. . .

- **Developing new data points, especially for new policies and programs at their inception.**
- **This guarantees you will have the data to answer questions about program success going forward.**



# Students Taught by Inexperienced and/or Out-of-Field Teachers

Kentucky, 2021-2022 School Year



Source: Kentucky Department of Education

## Looking for Data?

- **Education data**
  - **Economic data**
  - **Labor Data**
  - **Workforce Data**
- 
- **If we don't have it, we will look for data or help identify data points that could serve as a proxy measure.**

# Looking for Data at SREB?

- **Fact Book the Higher Education**
  - <https://www.sreb.org/fact-book-ed-data>
- **SREB Data Exchange**
  - <https://www.sreb.org/sreb-state-data-exchange>
- **Featured Facts on Higher Education**
  - <https://www.sreb.org/FeaturedFacts>
- **State Progress Reports**
  - <https://www.sreb.org/StateProgress>
- **High School to College and Careers**
  - <https://www.sreb.org/state-policies-high-school-graduation-and-postsecondary-readiness>

# SREB Policy

Creed Dunn, Policy Analyst

[creed.dunn@sreb.org](mailto:creed.dunn@sreb.org)

Natalee Jones, Policy Analyst

[natalee.jones@sreb.org](mailto:natalee.jones@sreb.org)

Jeff Gagné, Policy Director

[jeff.gagne@sreb.org](mailto:jeff.gagne@sreb.org)